

Converting YouTube to use on your computer

1) Go to YouTube and select your favourite video

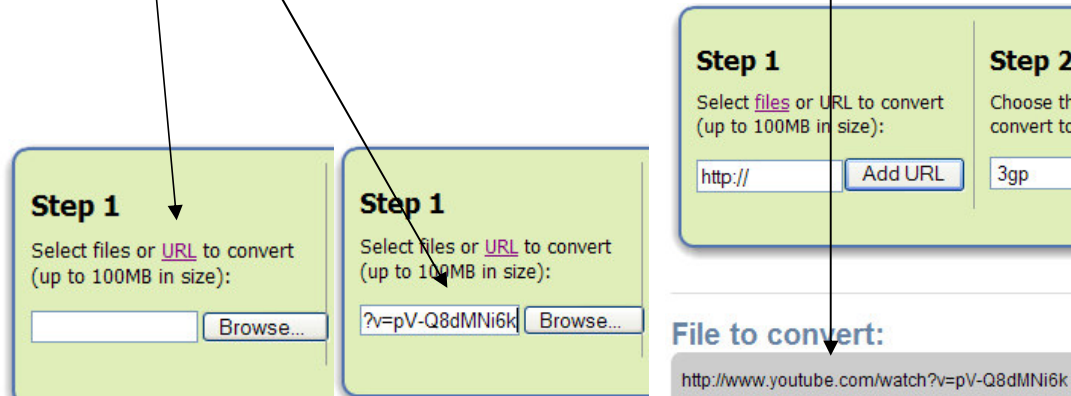


2) Copy the URL (address for the page)

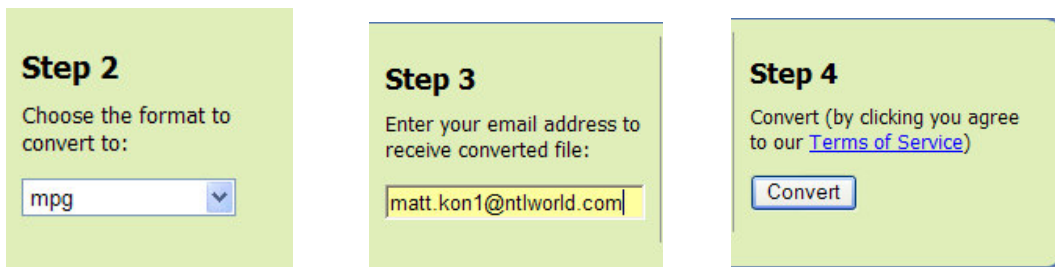


3) Go to www.zamzar.com

4) Click on URL then paste the address into the box. You will see the file appear in grey at the bottom of the screen



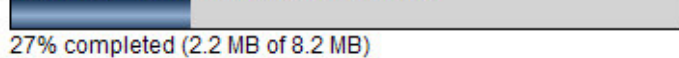
Choose MPG as the format then type your email address. Finally press CONVERT



5) You should now see the following progress bar

File to convert:

Uploading - Estimated time left: 39 secs



27% completed (2.2 MB of 8.2 MB)

6) When it is finished you will receive an email like the one below. Press on the link and it will start to download onto your PC. You can then use them in lessons!



ZAMZAR

Free online file conversion

Hello from Zamzar !

You'll be pleased to know that the file that you submitted for conversion is now available for download from [Zamzar](#) - all files will be stored for **1 day** from receipt of this mail. Thanks for converting with us !

Why not check out what video conversions [are hot right now](#) on Zamzar ?

Alternatively click on the following link to download a copy of your converted file:

<http://www.zamzar.com/getFiles.php?uid=531157412377001196356762&targetID=Qts8kW5aHFf0ULPUdCwvew | |>